

QUOTATION
ORDER

CLIENT _____

Ref. Lift/System _____

No. Lift/System _____

Ref. Plant _____

FOLDING DOORS QUOTATION/ORDER FORM

Tick the box below to choose a field, or to indicate the type of colour or material desired. Please, attach a copy of your project measures in mm.

 No. folding door Total door opening size X Net opening entry size

All standard folding doors have the threshold flush to the floor. In specific cases please contact CMAlifts sales department.

OPERATOR

-
- Motor 24 V cc
-
-
- Motor 48 V cc
-
-
- Motor 1215 V ca
-
-
- Motor 220 V ca


Apron with sub-threshold metal profile for door sill assembly

-
- Height 120
-
-
- Height 750

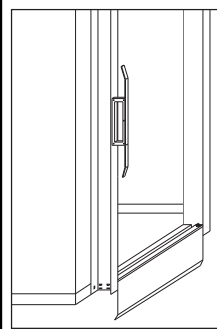
OPTIONAL - Side Jamb Supply

-
- anodised aluminium Colour _____
-
-
- satin stainless steel

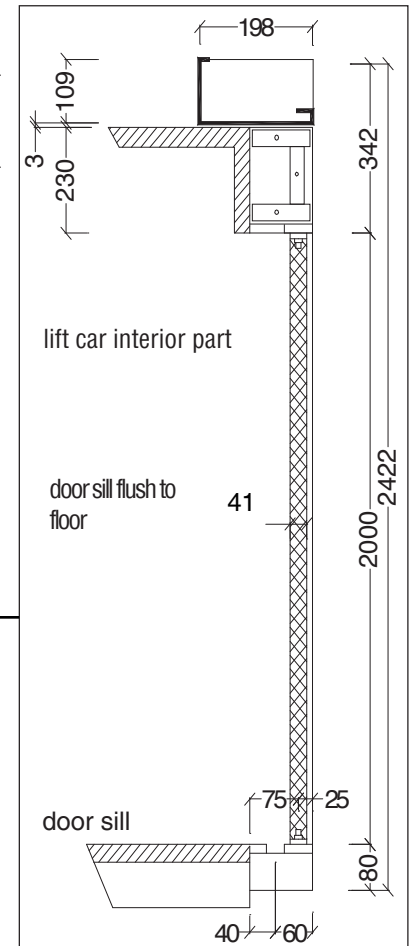
LANDING DOORS UNLOCKING UNIT

 H =

 PARALLEL CAM

-
- Right
-
-
- Left
-
- view standing
-
- opposite the door


 PERPENDICULAR CAM

-
- Right
-
-
- Left
-
- view standing
-
- opposite the door


COMMERCIAL INFORMATION cardboard packaging

Delivery time _____

Delivery Address _____

Transport _____

Note _____

DATE _____

Authorising signature and company stamp