



# CMAlifts®

C.M.A. S.r.l. | S.P. 238 km. 11,728 - 70033 Corato (BA) - Italy  
TEL. +39 080.3588714 - FAX +39 080.8729113  
INFO@CMALIFTS.COM - INFO@PEC.CMALIFTS.COM  
CMALIFTS.COM



Marcatura CE delle strutture metalliche secondo la EN 1090-1:2009+A1:2011 con FPC 0476-CPR-0029

## OFFER

## ORDER

CLIENT \_\_\_\_\_

Ref. lift/system \_\_\_\_\_

N° Lift/System \_\_\_\_\_

Ref. CMA \_\_\_\_\_

### FRAMES - DOORS FRAMES - LANDING DOORS

PLEASE NOTE: tick the box of your choice and write the colour and type of material in the materials section. Please enclose copy of your project with this order CMA material form. The measurements are in mm.

#### HOISTWAY DOOR FRAMES

Frame with doors  Intrados with doors  Frame only  Frame side sheet  Doors only

#### CENTRAL AUTOMATIC ACCESSES

Accesses 2 AO  Accesses 4 AO  Accesses 6AO n°

#### AUTOMATIC TELESCOPIC ACCESSES - CLOSING SEEN FROM THE FLOOR

2 AT n° left  n° right   
 3 AT n° left  n° right

#### FRAMES MEASUREMENTS

Door opening  x

Left jamb measurements

Right jamb measurements

Architrave measurements

External frame measure  x

Landing Door Hanger type \_\_\_\_\_ Track \_\_\_\_\_  of CMA supply  Over travel  15  20  25

#### LANDING FRAMES MATERIAL

Galvanised sheet  Food steel AISI 316 type \_\_\_\_\_  
 RAL colour \_\_\_\_\_  Scratch proof steel type \_\_\_\_\_  
 Skinplate colour \_\_\_\_\_  Mirror polished steel  
 Polished steel BA  Coloured steel colour \_\_\_\_\_  
 ScotchBrite Steel  Decorated steel type \_\_\_\_\_  
 Other \_\_\_\_\_

Type of car control station \_\_\_\_\_  of CMA supply

Material for cars control station \_\_\_\_\_  Buttons directly on frame

Jamb hollow frame  
Ground floor     N° leftside   N° rightside    
Other floors  x    N° leftside   N° rightside

Brackets for upper and lower frame fixing complete with bolts  masonry  structure  reinforced concrete anchor studs

#### LANDING DOOR MATERIAL

##### LANDING DOORS

Door shutter with top-to-bottom glass window  
glass type  bronze  smoked glass  clear  
 Galvanised sheet  StochBrite Steel  
 RAL colour \_\_\_\_\_  Food steel AISI 316 type \_\_\_\_\_  
 Skinplate colour \_\_\_\_\_  Scratch proof steel type \_\_\_\_\_  
 Plastic laminate colour \_\_\_\_\_  Mirror polished steel  
 Polished steel BA  Coloured steel colour \_\_\_\_\_  
  Decorated steel type \_\_\_\_\_  
  Wood (cladding) type \_\_\_\_\_  
  Other \_\_\_\_\_

#### COMMERCIAL INFORMATION Cardboard packaging

Delivery time \_\_\_\_\_

Delivery Address \_\_\_\_\_

Transport \_\_\_\_\_

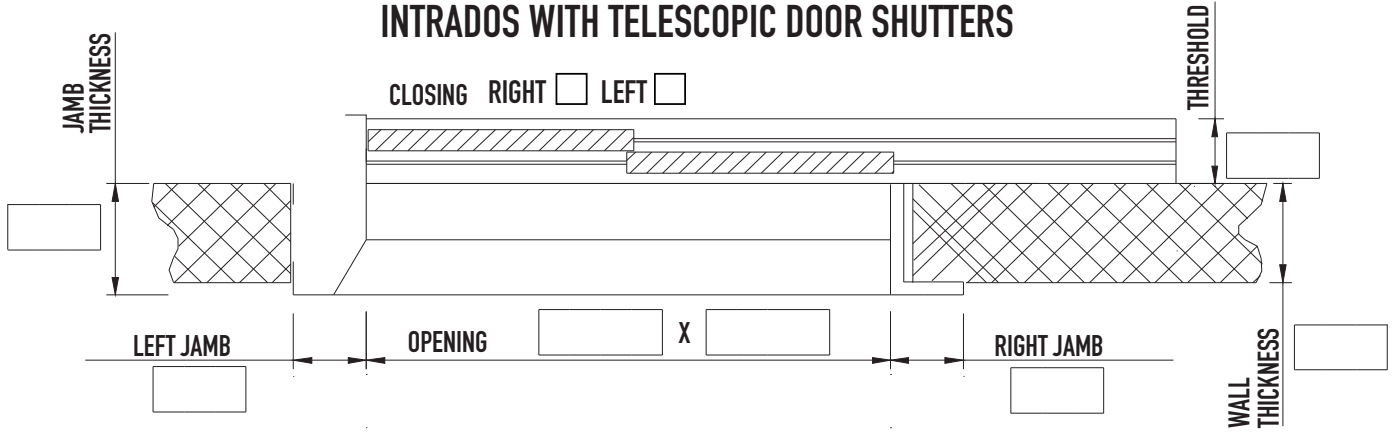
Note \_\_\_\_\_

Date \_\_\_\_\_

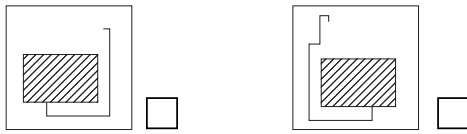
Stamp and signature for acceptance

Data sheet to fill in only in case of doors car frame side sheet

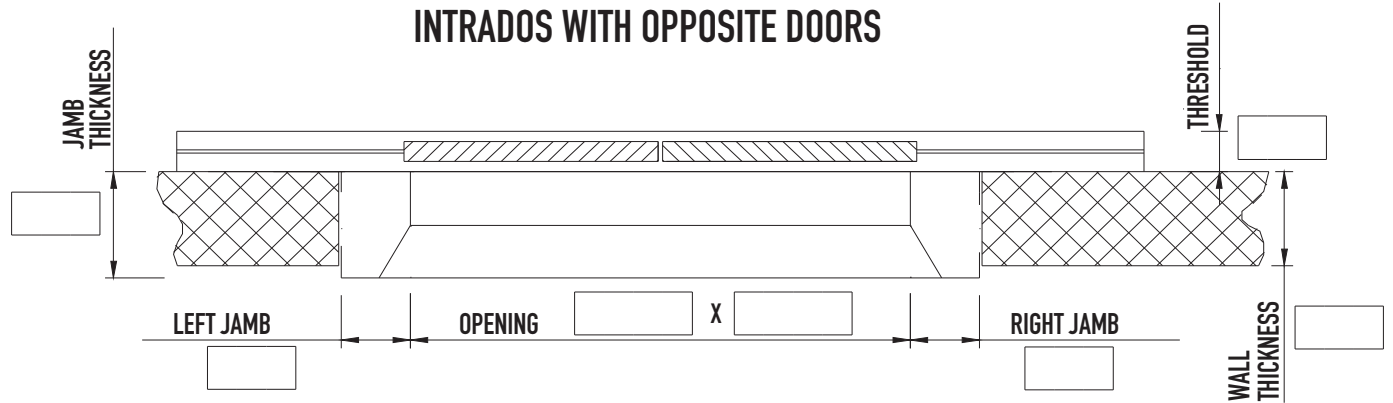
### INTRADOS WITH TELESCOPIC DOOR SHUTTERS



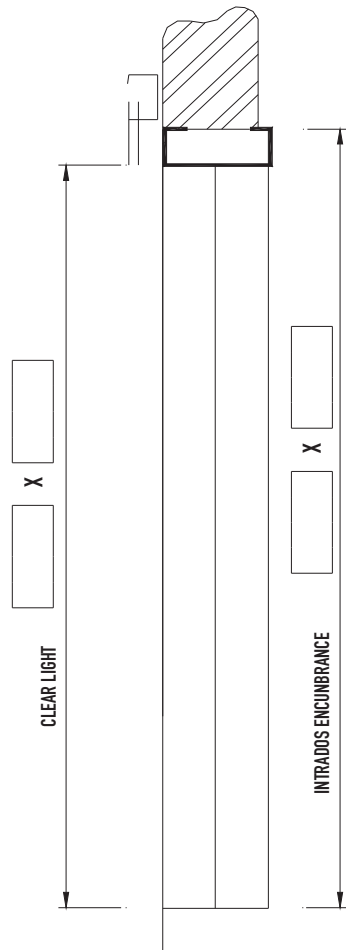
### UPRIGHT INTRADOS



### INTRADOS WITH OPPOSITE DOORS



Notes \_\_\_\_\_



Date \_\_\_\_\_

Stamp and signature for acceptance \_\_\_\_\_